

CQwriteS_+ (Features)

FIRST TIME EVER, CROP-&-PASTE ANY SHAPE & SIZE FROM ONE DOCUMENT*¹ TO ANOTHER, ON THE APPLE iOS*² devices. Photographs/Images from Photo Album as well as Cropped Images can be mirrored, resized, and moved in any direction, multiple times

FIRST TIME ever, Save/ Send, ONLY the Irregular Cropped part of the document*¹ to family, friends, associates & colleagues as an **MMS, Email**, splash it on **Facebook**, send it to your **Twitter** account, save it in your **Photo Album**, or **AirPrint** it.

This Product/App is installable on all iPads, iPhones and iPod Touch, which have iOS 4.3.5 and above.

Some of the New Features of the product include:

- 1. Crop-&-Paste** any **Shape & Size** from one document*¹ to another;
- 2. Save/ Send** only the Cropped Image;
- 3. Save/ Send** the whole new creation as a collage;
- 4. A Wrist Pad:** a unique way to write/ draw your own messages whilst resting your hand on the device to enable the user to draw or write with ease and comfort. A real boon for iPad users;
- 5. First time ever on iOS*², Create a COPY** of your document*¹ to edit it differently for future use;
- 6. Create your own Single page or Multi page** documents*¹;
- 7. Add or Delete Page(s)** anywhere in the document*¹;
- 8. Send a Single page** from within any Multi page document*¹ as an MMS, Email, splash it on your Facebook account, send it to your Twitter account, save it in your Photo Album, or AirPrint it;
- 9. RENAME** any of your documents*¹;
- 10. DELETE** any of your documents*¹;
- 11. A Full Color Palette** allows the user to use their imagination and create great art work;
- 12. Over 160 Fonts** and Font sizes ranging from **6-90 font size**, whilst typing any text;

- 13.** Open any **password protected PDF file**, directly in the product after keying in the password;
- 14.** **Auto-Save** a file/ work done, even days after it was left open;
- 15.** **Remembering** your work done even after the device is shutdown and restarted, many days later;
- 16.** **Seeing an Image** of your work before proceeding to save or discard it;
- 17.** **Redo & Undo** each and every step of your work until the same is saved;
- 18.** **Erasing all** of the work done till saved and getting it all back ... and many more;

Other Standard Features of the Product/ App:

Typing, Drawing and Signing on multi-page documents*¹ received via email, as well as creating and sending multi-page drawings, documents and notes. This is done using the virtual keyboard for typing text, hand writing in any language, drawing images etc., on documents*¹ (which are either Open or Password protected) and sending them to anyone via eMail, MMS, or Photo Album (single page only), Facebook account, Twitter or Printing on a WiFi Printer The product also allows the users to **store files, edit file names, copy files and much more.**

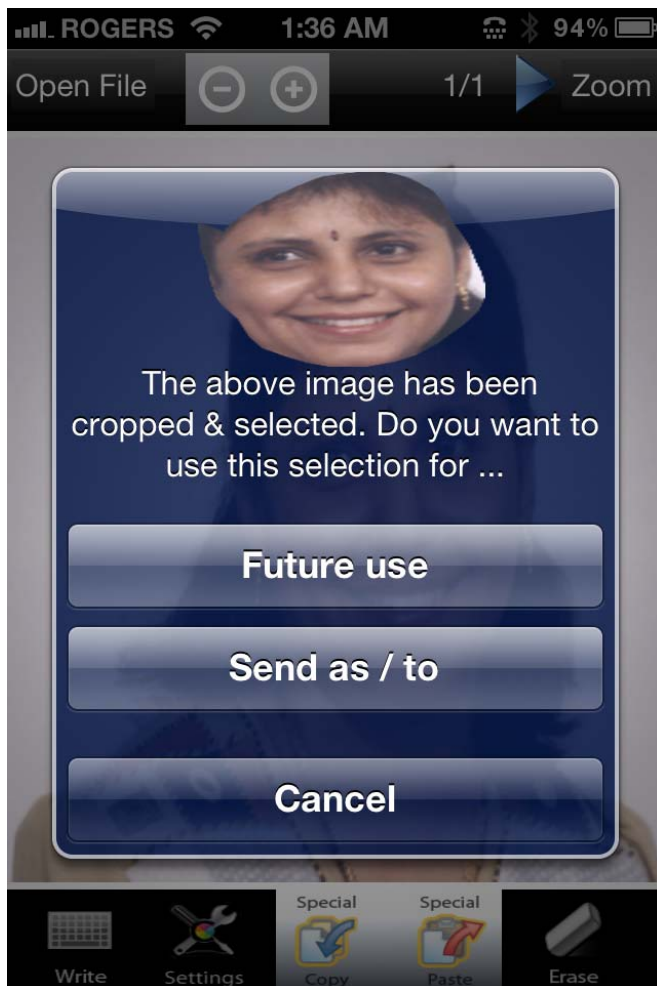
NOTE(s):

- ***1** = Document*¹ refers to a **PDF file** or any **photograph** or an **image** file.
- ***2** = iOS*² refers to Apple's iOS of 4.3.5 and above
- **Email** has to be configured on the device
- **MMS** (Multimedia Message Service) is dependent on Cellular/ Mobile Service Provider and the Cellular/ Mobile plan selected by the user
- **Facebook** requires the user to have a Facebook account
- **Twitter** requires the user to have a Twitter account and an Apple device having iOS 5.0.1 and above
- A WiFi Printer has to be configured on the device using **AirPrint** functionality and is printer specific
- If many photos, images, or documents are opened in the Product/ App, the App may take more time to process or have file saving issues, due to certain restrictions of virtual/ temporary memory ... Worst case scenario re-start the App/ Product, it may also help if the user saves the file intermittently whilst doing work on the App/Product
- Cropping may not work with Secure / Password protected PDF files

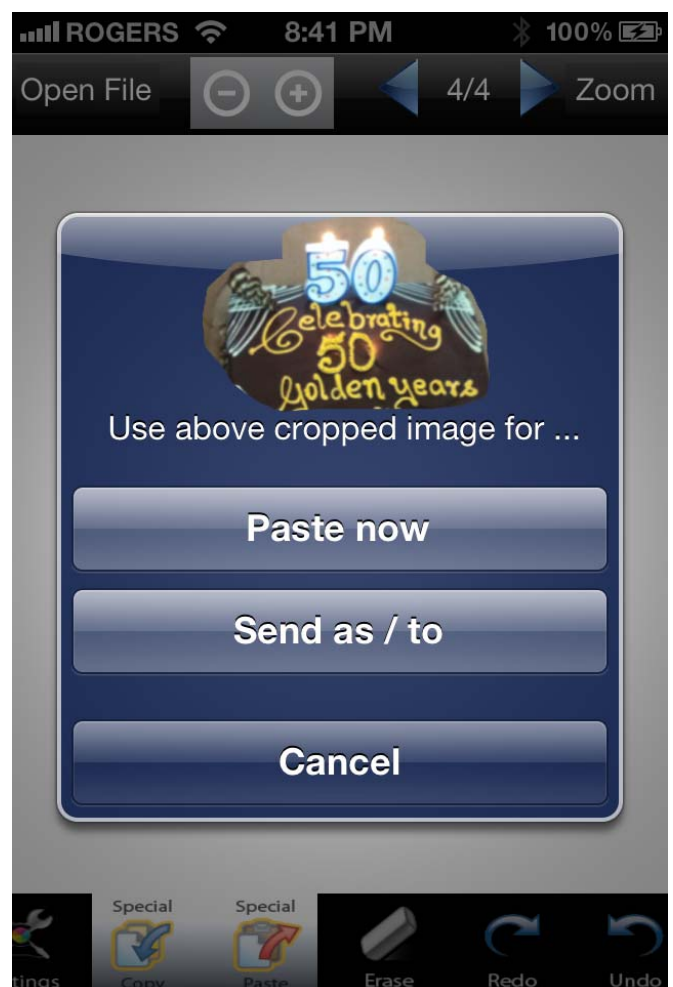
KEY WORDS

Crop any Shape, Crop Image, Crop PDF, Crop Irregular Shape, Edit Image, Edit PDF, Crop MMS, CutPaste

Crop and Paste Irregular shapes - Fun use example



Select any Image/ Photo from Email or Photo Album and press on it for 2 seconds. Open the product "CQwriteS_+" and then double Tap on the blank part of the screen to save the image in the App and then select "Special Copy" function from the lower tool bar and Crop any Irregular Shape as desired ... and then tap on "Future Use" for pasting it at a later time on this or another document as you see fit ...




When you want to Paste the Cropped part of the Image, use the "Special Paste" function on the lower toolbar ... tap on "Paste now"

Crop and Paste Irregular shapes - Fun use example



Once the "Paste now" button is tapped, the Cropped image will be pasted on the screen, you can Drag the Cropped image to any part of the Screen by catching the image and dragging it and even change the Shape and Size of the Image by catching the (+) sign and moving it around ...



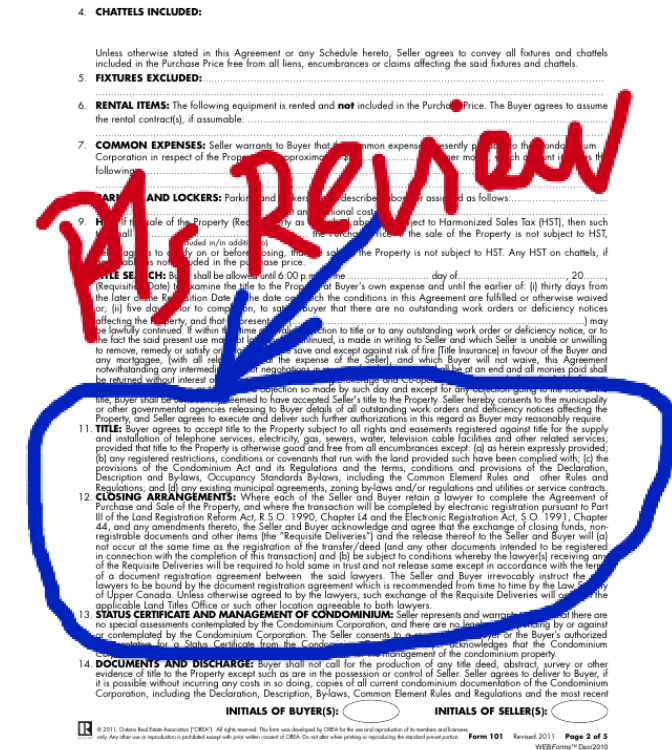
Do this as many times as you want, and you have created your work of Art ...



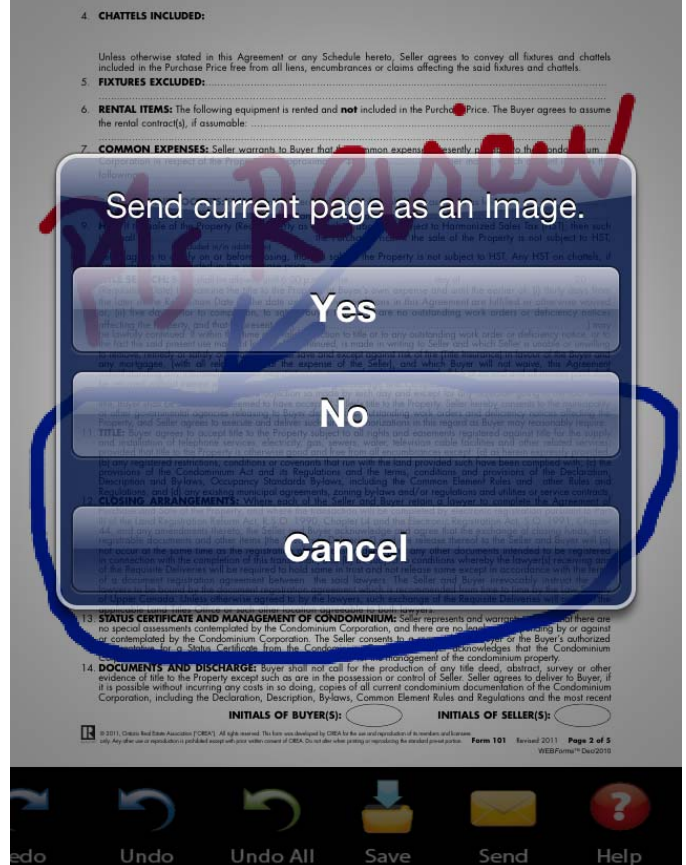
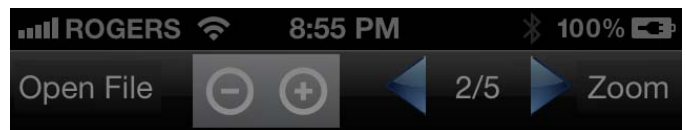
Crop and Paste Irregular shapes – Business use example



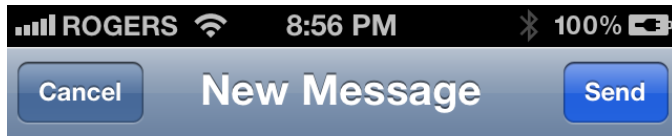
You can open any PDF file from an email, in the App "CQwriteS_+" to highlight and send your file for review or as you see fit, including sending only 1 page or just the Cropped part of the Image of the page in question ...



To send just a single page of a multi-page PDF file, tap on the "Send" icon ...




Crop and Paste Irregular shapes – Business use example



Once you tap on the “Yes” button, that page can be sent as an **Email, MMS, Photo Album, Facebook, Twitter or even print it**

Here it shows the single page being sent as an email from a multi-page PDF file ...



Cropping of any part of a page from a PDF ... As you did with an Image/ Photo ... simply tap on the “Special Copy” icon and follow thru ...

Crop and Paste Irregular shapes – Business use example

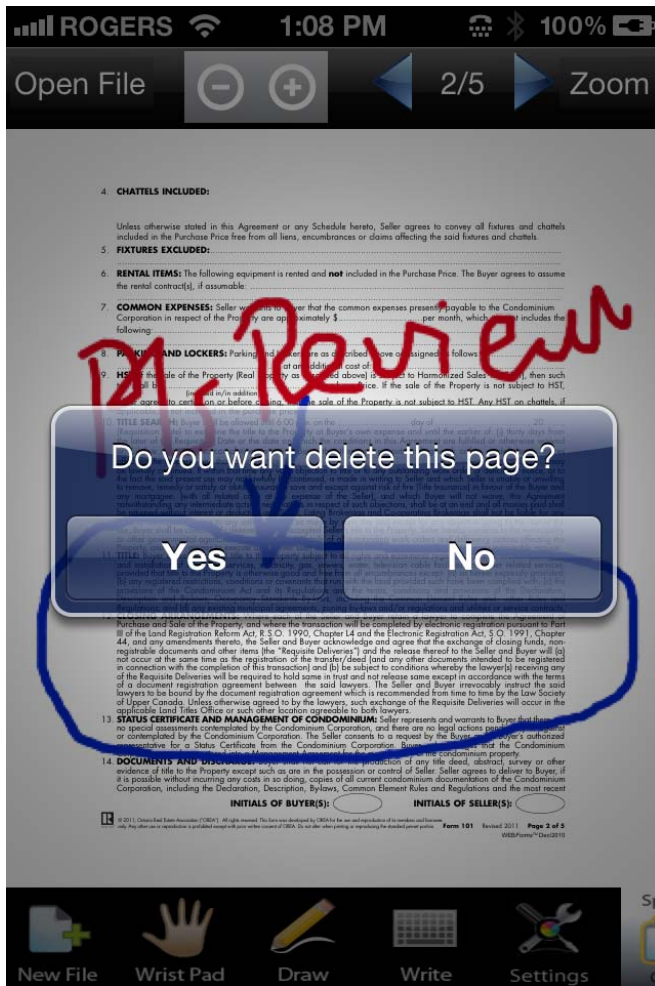


When you want to Send the Cropped part of the File, use the "Special Paste" function and tap on "Send as / to" ...

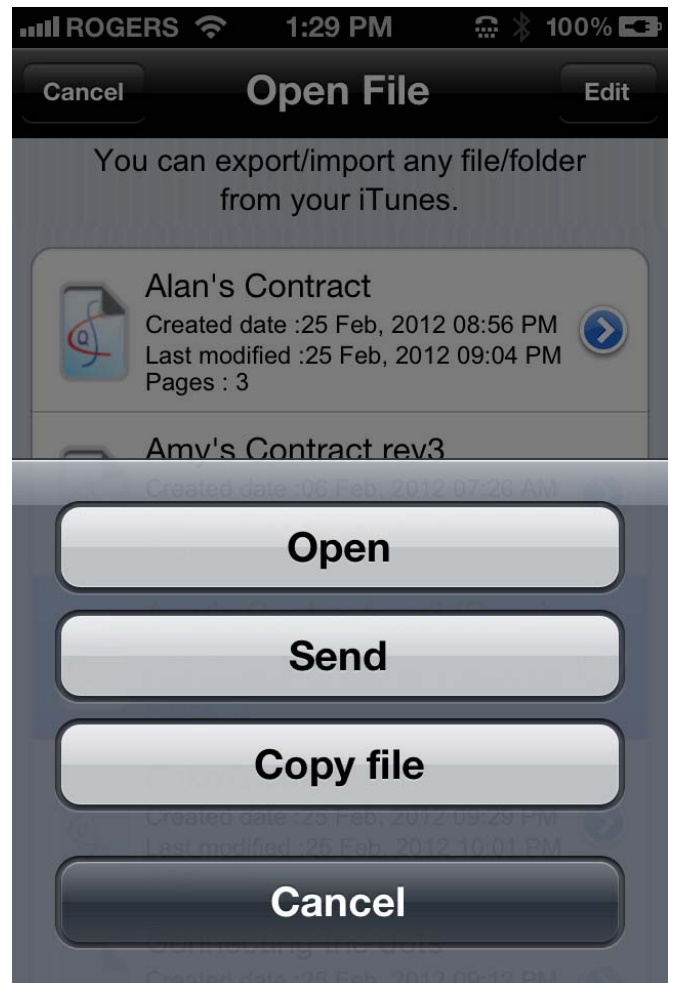


Here you can select the mode thru which you want to send the Cropped part of the File ... You can use this function to even send single page documents as Images etc.

Crop and Paste Irregular shapes – Business use example



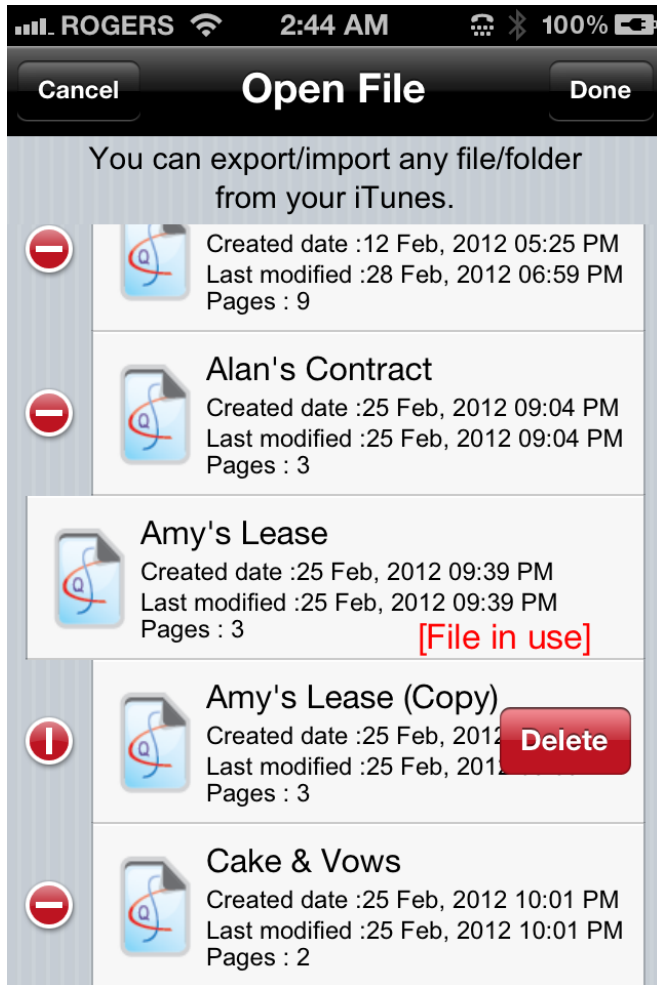
You can Add or Delete any Page from within a Single-Page or Multi-Page document, by using the (+) or (-) icon on the top tool bar ...



View history of Work


In the "Open File" section, you can edit File names, or make a copy of the file or even delete a file ... To re-name a file, tap only on the (>) icon which is besides the file name and you can rename any file to a new name as desired ...

View history of Work done



This shows a copy of a file, that was made as well as the functionality of delete etc.

We hope you enjoy this product as much as we have enjoyed creating it ...



ICONS & FUNCTIONS



New File: The user can open a new blank file to start working on it using the functionality of the various modes given in the product.



Wrist Pad: The user can enable this feature to rest his wrist whilst writing, to enable for a better handwriting. Once activated, triple tapping on the actual wrist pad and holding and moving it, allows the user to move the wrist pad, else it remains at the position it is left at.



Draw: The user can draw any picture or circle errors on a document or even sign a document and so on. The user can even write in their own favourite language any message or note and send it by using any of the available communication protocols of the product.



Write: The user can actually type using the Keyboard functionality. Once the user has completed writing, click the “Done” button and then using your finger or stylus, simply place it at the location you want the typed message to be placed at and it will be done. If the paste of the text is not satisfactory, use the “Undo” button and then go back to “Write” mode and correct the text and then re-place it at the correct location.



Settings: Enabling this feature, allows the user to choose from **Color, Size and Fonts**



Color: The user can choose from a full color palette. The color chosen remains chosen until changed, for both Drawing and Writing functions.




Size: The user can select the thickness of the Stylus or Finger to appear on the page in the “Draw” mode. The size chosen remains chosen until changed.



Fonts: The user has the opportunity to choose from over 160 different fonts as well as the size for the font from Font size 6 to 90



Special Copy ... Cropping of Image/ File: This allows the user to Crop part any image or PDF file page to any shape or size to paste it on any other image or PDF file. The cropped image can be saved for future use or sent out directly as an image.

Special Paste ... of Cropped work: This allows the user to paste the cropped image at any location on another Image or PDF file and also allows the user to Increase or Decrease the size of the cropped image by tapping and dragging the  icon. To move the image to the desired position/ location just hold the image with your finger or Stylus and move it to the desired location. Once pasted, the cropped image can only be removed by the “Undo” function.



Erase: The user has the flexibility of erasing part of the work done like an Eraser, but it also erases all of the earlier work done on the area where the Eraser is applied to.



Redo: Allows the user to Redo step-by-step the work done till the file/ page is saved.



Undo: Allows the user to Undo step-by-step the work done till the file/ page is saved, after which the work gets permanently pasted on the document and can only be removed by the Erase function.



Undo All: This function allows the user to undo all of his work done only on the active page, and only if the same was not saved earlier. The user can Redo all of the work that has been undone by the “Undo All” function, by using the Redo function.



Save: The user has the option of saving the work done and the file is saved in the “Open File” section of the App.



Send: The user can send the work done via “Email”, “MMS”, to the device’s Photo Album, to a Facebook account, to a Twitter account OR to a “WiFi Printer” using device’s AirPrint functionality; depending on the Device’s capability and the Internet / Cellular Service Provider as the case maybe.

Open File

Open File: All files that are being worked on are saved in this folder for the user. The user has the ability to select the files and re-work on them as many times as the user desires.

Edit

Edit: Allows the user to Delete a file.

Copy File

Copy File: A user can create a copy of the file. This is done when any file is selected and the user is given the option to create a copy.



Re-name File: The user can also rename the files by clicking on the image shown.



Delete Page: The user can delete any page from within a multi page PDF file or an Image file.



Add Page: The user can add as many pages as required. A blank page will be added before the current displayed page.



Previous Page: The user can go to any of the previous pages by clicking on it in any multiple page document.



Next Page: This is a **multi-function icon**. The user can go to any of the next pages by clicking on it in a multiple page document. This feature also allows the user to ADD pages at the end of the document/ file. A new page can be added to the end of the document if and only if the previous page was just hand-written or typed on.

Pg x / y

Page No / Of: Whenever a document is being worked on by the user, the App displays the current page as well as the total number of pages in the document.

Zoom

Zoom In/Out: Once the user Taps the Zoom icon and the Icon is highlighted, the user can do a Pinch Zoom-In and Zoom-Out. To get out of Zoom mode, simply tap the Zoom icon or any of the other icons in the App.

RESTRICTION OF THE APPLICATION: This app can only open single or multi-page PDF files when sent via email (which is set up on your device) and can re-send them to anyone using email functionality. This device currently cannot open Microsoft Office documents and/or attachments which are within any compression like WinZip etc.

NOTE

- *1 = Email has to be configured on the device
- *2 = MMS (Multimedia Message Service) is dependent on Cellular/ Mobile Service Provider.
- *3 = Facebook requires the user to have a Facebook account
- *4 = Twitter requires the user to have a Twitter account and an Apple device having iOS 5.0.1 and above
- *5 = WiFi Printer has to be configured on the device using AirPrint functionality and is printer specific

For additional Info, please contact Info@CyberQuest.com or visit our website at www.CyberQuest.com
This product contains CyberQuest's patented technologies and any form of use of the code or methodology by the purchaser/ user / any other person / entity (consequential or inconsequential) is prohibited.